



# Sprag Rotation Chart








## Domestic



### General Motors

<b>180/180C, 4L30-E</b>  Low Sprag	<b>THM 400, 4L80-E</b>  Low Sprag	<b>THM 400, 4L80-E</b>  Intermediate Sprag	<b>THM 425</b>  Low Sprag	<b>THM 425</b>  Intermediate Sprag	<b>THM 700-R4 (4L60), 4L60-E</b>  Low One-Way Clutch	<b>THM 700-R4 (4L60), 4L60-E</b>  Input Sprag
--	--	---	---	---	---	--



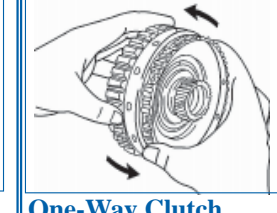




### General Motors

<b>THM 440-T4 (4T60), 4T60-E, 4T65-E</b>  Input Sprag	<b>THM 440-T4 (4T60), 4T60-E, 4T65-E</b>  3rd Roller Clutch	<b>THM 440-T4 (4T60), 4T60-E, 4T65-E</b>  1-2 Sprag	<b>DNE Overdrive</b>  Input Sprag	<b>4T40-E, 4T45E</b>  2nd Roller	<b>4T40-E, 4T45E</b>  Input Sprag	<b>4T40-E, 4T45E</b>  Low Roller
--	---	---	--	--	---	--

### General Motors

<b>4T80-E</b>  2nd Sprag	<b>4T80-E</b>  Forward Sprag	<b>4T80-E</b>  Low Roller	<b>4/5L40-E</b>  Forward Sprag	<b>4/5L40-E</b>  Intermediate Sprag	<b>4/5L40-E</b>  Low Sprag	<b>4/5L40-E</b>  2nd Sprag
--	---	--	--	--	---	---








### General Motors

<b>6L80E</b>  Low Sprag	<b>6T40E/6T70E/6F35</b>  Low Sprag	<b>81-43LE</b>  One-Way Clutch	<b>Saturn MP6/MP7</b>  Low Sprag	<b>Chrysler A500/A518/42/44/46/47/48RE</b>  O/D Roller	<b>68RFE</b>  Low Sprag	<b>62TE</b>  Low Sprag
---	---	---	--	---	--	---








### Chrysler

<b>545RFE</b>  Low Sprag	<b>AS68RC</b>  F1 Sprag	<b>Ford AXOD/AXOD-E/AX4N/AX4S/4F50N</b>  Input Sprag	<b>Ford AXOD/AXOD-E/AX4N/AX4S/4F50N</b>  Direct Roller	<b>A4LD/4R44E/4R55E/5R55E</b>  O/D Sprag	<b>A4LD/4R44E/4R55E/5R55E</b>  Low Sprag	<b>AF21</b>  F1 Sprag
--	--	---	--	---	---	--

### Ford

<b>E4OD/4R100</b>  Low Roller Clutch	<b>E4OD/4R100</b>  Intermediate Sprag	<b>E4OD/4R100</b>  O/D Sprag	<b>CD4E</b>  Low Sprag	<b>CD4E</b>  Input Sprag	<b>5R55W/S/N</b>  O/D Sprag	<b>5R55W/S/N</b>  Low Sprag
--	--	---	--	---	--	--

### Ford

<b>5R55N</b>  Intermediate Sprag	<b>4F27E</b>  Low Sprag	<b>5R110W</b>  O/D One-Way Clutch	<b>5R110W</b>  Low One-Way Clutch	<b>6F50N</b>  Low Sprag	<b>FNR5</b>  Low One-Way #1	<b>FNR5</b>  Reduction #2
--	--	--	---	--	--	--